

Traditional All Timber Seats

Traditional
All Timber
Seats

There is a confusing array of seats of this sort available, which all look similar at a glance. Our twenty years experience in the municipal market has led us to offer standard weight and heavyweight designs, both of which are suitable for uses within the public domain. We do not manufacture lightweight versions of these seats, which are principally aimed at the domestic market.

Though traditional in appearance, these seats are particularly heavily constructed in iroko or seasoned European oak (see pages 77 - 78) and possess special features to reduce their susceptibility to damage.

All timber dimensions have been subtly increased from those normally found on seats of this type, particularly in the heavyweight designs.

These seats are frequently specified for commemorative purposes for which several types of plaque are available (see pages 3 - 6).

All seats in the Traditional Range are fitted with decorative corner spandrels as standard.

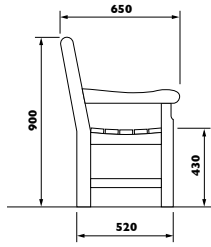
For installation recommendations see page 13.



Heavyweight seats

CAVENDISH SEAT

A heavyweight seat having substantial timber sections that give increased strength, whilst retaining the inherent elegance of this traditional design. This model is principally intended for parks and other municipal uses. The particularly deep main rails shorten the length of the back slats which are a generous 16mm thick. This reduces the risk of the back slats being kicked out by vandals, which can be a problem with all seats of this type.



The stainless steel screws used in the construction of this seat are fully plugged, and the main tenon joints are double-dowelled. 2400 Cavendish seats can be specified in standard form (with two frames) with an additional central leg, or an additional leg and arm. The 2400 version with the central leg only is particularly traditional in appearance. As well as providing significantly increased strength, the 2400 central leg and arm version has an extra arm for the elderly and disabled, and discourages vagrants from sleeping on the seat.



Golden Jubilee back panel on a Cavendish Seat

Central frames also enable longer versions to be manufactured. 3600mm is the largest practical size, because of transportation difficulties. Commemorative versions with special back panels are normally produced for important national events such as the Queen's Golden Jubilee.

- Seat base slats 25 x 65mm finished
- Legs 70 x 70mm finished
- Back and front rails 45 x 95mm finished
- Back slats 16 x 50mm finished
- Mid rails 40 x 70mm finished
- Available in iroko planed and sanded as standard or stained at additional cost, or seasoned European oak
- See pages 77 - 78 for timber specifications and finishes
- Length 1500mm, weight approx. 36kg.
- Length 1800mm, weight approx. 40kg.
- Length 2400mm, weight approx. 49kg. (Central leg and arm version 62kg)
- Supplied fully assembled
- K7 straps or K20T brackets, plus K1 or K1T rawl bolts are available to bolt the unit down
- K6 straps or K19T brackets are available to concrete the unit in
- For installation recommendations see page 13



1800 Cavendish Seat in iroko



1800 Cavendish Seat in iroko (stained)



2400 Cavendish Seat in iroko



3600 Cavendish Seat in iroko



1800 Cavendish Seat in oak

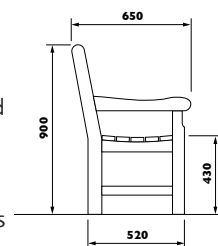
CAVENDISH SEAT continued



WESTMINSTER SEAT



- Seat base slats 25 x 65mm finished
- Legs 70 x 70mm finished
- Back and front rails 45 x 95mm finished
- Back slats 16 x 50mm finished
- Mid rails 40 x 70mm finished
- Available in iroko planed and sanded as standard or stained at additional cost, or seasoned European oak

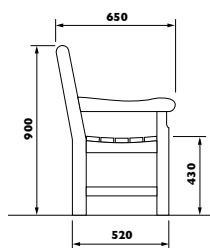


- See pages 77 - 78 for timber specifications and finishes
- Length 1800mm, weight approx. 42kg.
- Supplied fully assembled
- K7 straps or K20T brackets, plus K1 or K1T rawl bolts are available to bolt the unit down
- K6 straps or K19T brackets are available to concrete the unit in
- For installation recommendations see page 13

This top of the range heavyweight design is similar to the Cavendish seat, but has the addition of a more elaborate back rail, which particularly suits a plaque. We only manufacture an 1800mm version.

KENSINGTON SEAT

This heavyweight seat is the most robust in our traditional range, and is designed for locations where appearance is important, but a slatted back might be at risk from vandalism. The 2400mm version is only available with a central leg and arm.



- Seat base slats 25 x 65mm finished
- Legs 70 x 70mm finished
- Back and front rails 45 x 95mm finished
- Intermediate back rails 45 x 95mm finished
- Mid rails 40 x 70mm finished
- Available in iroko planed and sanded as standard or stained at additional cost, or seasoned European oak
- See pages 77 - 78 for timber specifications and finishes
- Length 1500mm, weight approx. 40kg.
- Length 1800mm, weight approx. 46kg.
- Length 2400mm, weight approx. 72kg.
- Supplied fully assembled
- K7 straps or K20T brackets, plus K1 or K1T rawl bolts are available to bolt the unit down
- K6 straps or K19T brackets are available to concrete the unit in



- For installation recommendations see page 13

Standard weight seats

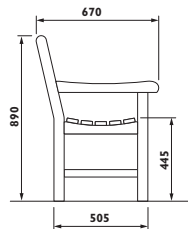
BROMPTON SEAT



1800 Brompton Seat, stained

Our most popular standard weight seat for general use in areas where serious vandalism is unlikely. The screws used to secure the seat base slats are not visible on this model.

- Seat base slats 19 x 57mm finished
- Legs 57 x 57mm finished
- Available in iroko only, planed and sanded as standard or stained at additional cost

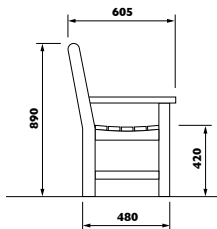


- Back and front rails 32 x 80mm finished
- See page 77 for timber specification and finish
- Length 1500mm, weight approx. 23kg.
- Length 1800mm, weight approx. 26kg.
- Supplied fully assembled
- K8 straps or K20T brackets, plus K1 or K1T rawl bolts are available to bolt the unit down
- K6 straps or K19T brackets are available to concrete the unit in
- For installation recommendations see page 13

KNIGHTSBRIDGE SEAT

A standard weight design, similar to the Brompton seat, but with the addition of a more elaborate back rail, and flat topped arms to rest drinks on. Brass screws (which are visible) are used to secure the seat base slats of this model.

- Seat base slats 19 x 57mm finished
- Legs 57 x 57mm finished
- Back and front rails 32 x 80mm finished
- Available in iroko only, planed and sanded as standard or stained at additional cost
- See page 77 for timber specification and finish
- Length 1500mm, weight approx. 23kg.
- Length 1800mm, weight approx. 26kg.
- K8 straps or K20T brackets, plus K1 or K1T rawl bolts are available to bolt the unit down



1800 Knightsbridge Seat

- Supplied fully assembled
- K6 straps or K19T brackets are available to concrete the unit in
- For installation recommendations see page 13

SHAFTESBURY SEAT

Traditional
All Timber
Seats

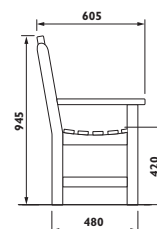


1800 Shaftesbury Seat



1500 Shaftesbury Seat

- Back and front rails 32 x 80mm finished
- Available in iroko only, planed and sanded as standard or stained at additional cost
- See page 77 for timber specification and finish
- Length 1500mm, weight approx. 23kg.
- Length 1800mm, weight approx. 26kg.
- Supplied fully assembled
- K8 straps or K20T brackets, plus K1 or K1T rawl bolts are available to bolt the unit down
- K6 straps or K19T brackets are available to concrete the unit in
- For installation recommendations see page 13



A standard weight seat with an elegant curved back rail. The flat topped arms can be used to rest drinks on. Brass screws (which are visible) are used to secure the seat base slats of this model.

- Seat base slats 19 x 57mm finished
- Legs 57 x 57mm finished

Dark Oak Stain

The iroko seats in our Traditional range are planed and sanded as standard, and have the timber graded to help reduce the degree of colour variation. To enhance their appearance, and to give them a more even colour, they can be finished in a dark oak coloured spirit based wood stain, if required.

The wood stain enhances the appearance of these seats only for the first few months after installation, and will fade due its

exposure to sunlight and rain. If left untreated most of the wood stain will have disappeared after about 12 months and the seat will then be a light ash grey colour. It will remain this colour if left untreated. If the condition of the seats is reviewed at six monthly intervals and wood stain applied, this will help to maintain the original colour the seat had when it was delivered.

Summary of options available for traditional seats

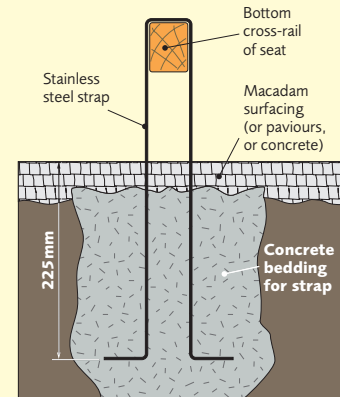
	K1	K1T	K6	K7	K8	K19T	K20T
Cavendish	•	•	•	•		•	•
Westminster	•	•	•	•		•	•
Kensington	•	•	•	•		•	•
Brompton	•	•	•		•	•	•
Knightsbridge	•	•	•		•	•	•
Shaftesbury	•	•	•		•	•	•

Installation Recommendations

1. Concrete-in straps (K6)

K6 straps, which secure the seat by holding it down over the bottom cross-rail at each end of the seat, are made from 40 x 3mm stainless steel, and extend 225mm into the ground. They allow some lateral movement of the seat, making it more difficult for vandals to kick out the back slats. The seat can be placed in position, and an area marked out between both pairs of legs. The seat can then be removed, and the holes excavated. The seat is returned to position, the straps put in place, the two holes back filled with concrete around the straps, and the ground surface made good with macadam, paviours or concrete.

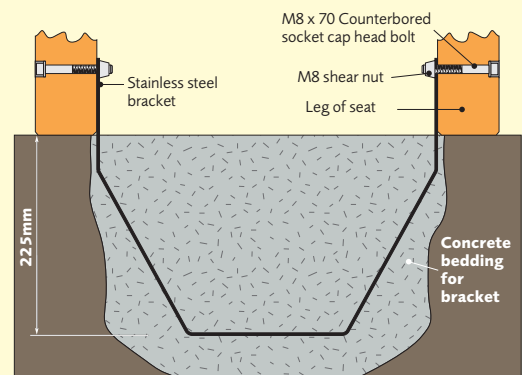
- **K6** kit has two straps



2. Concrete-in brackets (K19T)

These 25 x 3mm brackets extend 225mm into the ground, and allow no movement of the seat. The counterbored holes for the 8mm socket cap head bolts are pre drilled in the seat, making installation straightforward. The seat is placed in position and the area to excavate marked out between the legs. After excavating the holes, the seat is returned to position with the brackets attached, the holes back filled with concrete, and the ground surface made good with macadam, paviours or concrete. The brackets and all the fastenings are in stainless steel.

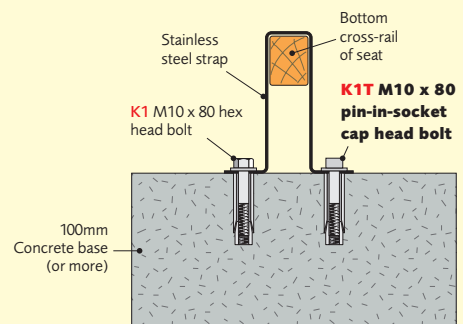
- **K19T** has two brackets and four socket cap head bolts with tamper resistant shear nuts.



3. Bolt down straps (K7 or K8 plus K1 or K1T)

K7 or K8 40 x 3mm straps secure the seat by holding it down over the bottom cross-rail at each end of the seat onto a concrete pad or large paving slabs (ideally 600 x 600 x 50mm). They can be used in conjunction with K1 or K1T rawl bolts to make a bolt down kit. They allow some lateral movement of the seat, making it more difficult for vandals to kick out the back slats. The seat is placed in position with the straps placed over the bottom cross rails, and the four hole centres are marked. The seat is then removed, and the holes are drilled with a 16mm masonry bit in a rotary percussion drill. The seat is returned to position and bolted down. The straps and all the bolts are in stainless steel.

- **K7 and K8** kit has two straps.
- **K1** rawl bolts have hex head bolts.(4 required)
- **K1T** rawl bolts have tamper resistant pin-in-socket cap head bolts.(4 required)



4. Bolt down brackets (K20T, plus K1 or K1T)

K20T has four 40 x 3mm brackets to bolt the seat onto a concrete pad or large paving slabs (ideally 600 x 600 x 50mm), allowing no movement. They can be used in conjunction with K1 or K1T rawl bolts to make a bolt down kit. The counterbored holes for the 8mm socket cap head bolts are pre drilled in the seat, making installation straightforward. The seat is placed in position with the brackets attached and the four hole centres are marked. The seat is then removed, and the holes are drilled with a 16mm masonry bit in a rotary percussion drill. The seat is returned to position and bolted down. The brackets and all the fastenings are in stainless steel.

- **K20T** has socket cap head bolts with tamper resistant shear nuts.
- **K1** rawl bolts have hex head bolts.(4 required)
- **K1T** rawl bolts have tamper resistant pin-in-socket cap head bolts. (4 required)

