



Woodland  
Range

## Woodland Range

This range has been designed to blend into, or create, rural environments such as country parks, riverside walks and forest paths.

These rustic products are available in sawn green European oak, treated softwood and iroko. European oak is a hard, heavy and durable material, which will outlast the similarly styled lightweight softwood products also on the market. Treated softwood used for this range, is sent for CCA treatment after we have cut and machined the components, so that all the final surfaces and end grain are properly protected.

When specified in European oak the seat and picnic unit have a relatively high moisture content, so some degree of surface checking, splitting, shaking and warping will always occur, particularly if long hot periods of weather occur soon after installation.

This movement is normally confined to the first year, and does not look out of place in the informal locations for which these items are intended.



The condition of seats and picnic units, in particular, should be reviewed after approximately six to eight weeks, and their top surfaces briefly sanded down with coarse sandpaper, and any sharp protrusions removed with a trimming knife. If the units are re-stained at this stage it will considerably improve their appearance.



We supply 500ml of stain free with every seat or bench delivered (1000ml with a picnic unit), to enable this work to be done. Items made from iroko are much more stable, but more expensive. The litter bins use partially air or kiln dried oak slats in their construction, so these items are less prone to movement.

The liner access arrangement for lidded bins is illustrated on page 55. We also manufacture smaller versions of the Woodland seat, bench and picnic unit in our Junior Range (see pages 78 - 80).

Woodland Range seats can be specified for commemorative purposes for which several types of plaque are available (see pages 4 - 9). Because of the corrosive effect of the tannic acid in the oak, only cast bronze and engraved stainless steel plaques are suitable for oak boarded products.

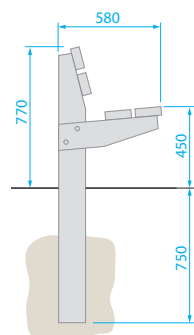




2000 Hawthorn Seat in European oak

## Hawthorn Seat

The legs of this seat extend 750mm into the ground. The top face and edges of each seat board are planed, the remaining parts are rough sawn. When specified in iroko all the surfaces are planed and sanded.



- Base boards 47 x 145mm approx. finished
- Back boards 47 x 120mm approx. finished
- Uprights and bearers 75 x 150mm approx. finished
- Length 2000mm in European oak or treated softwood, weight approx. 96kg. Length 1800mm in iroko, weight approx. 92kg.
- European oak or treated softwood finished in a dark oak coloured spirit based woodstain, see pages 84 & 86
- Iroko supplied planed and sanded, see page 82
- Supplied with frames assembled, with separate boards to bolt on



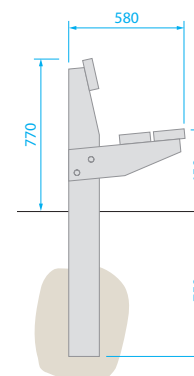
2000 Woodland Seat in European oak



1800 Woodland Seat in iroko

## Woodland Seat

The legs of this seat extend 750mm into the ground. The top face and edges of each seat board are planed, the remaining parts are rough sawn.



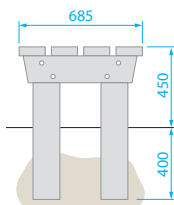
- Boards 47 x 145mm approx. finished
- Uprights and bearers 75 x 150mm approx. finished
- Length 2000mm in European oak or treated softwood, weight approx. 90kg. Length 1800mm in iroko, weight approx. 86kg.
- European oak or treated softwood finished in a dark oak coloured spirit based woodstain, see pages 84 & 86
- Iroko supplied planed and sanded, see page 82
- Supplied with frames assembled, with separate boards to bolt on



## Chestnut Bench

An inexpensive compromise between a bench and a picnic unit, this extra wide bench is designed for small groups to use, and is suitable for having a picnic on, as there is plenty of room to spread out. The legs extend 400mm into the ground, and the seat boards are planed on the top face and edges.

- Boards 47 x 145mm approx. finished
- Uprights and bearers 75 x 150mm approx. finished
- Length 2000mm in European oak or treated softwood, weight approx. 132kg. Length 1800mm in iroko, weight approx. 128kg
- European oak or treated softwood finished in a dark oak coloured spirit based woodstain, see pages 84 & 86
- Iroko supplied planed and sanded, see page 82
- Supplied with frames assembled, with separate boards to bolt on



2000 Chestnut Bench in European oak

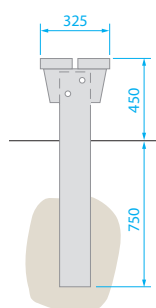


2000 Woodland Bench in European oak

## Woodland Bench

This bench is designed for ground fixing like the Woodland Seat, with the legs extending 750mm into the ground, and also has seat boards planed on the top face and edges.

Woodland  
Range

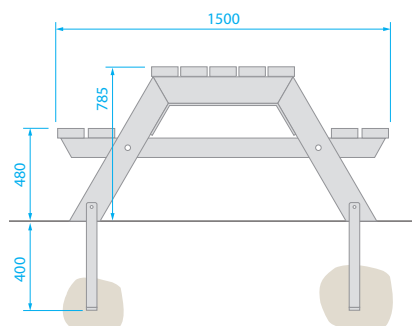


- Boards 47 x 145mm approx. finished
- Uprights and bearers 75 x 150mm approx. finished
- Length 2000mm in European oak or treated softwood, weight approx. 66kg. Length 1800mm in iroko, weight approx. 64kg.
- European oak or treated softwood finished in a dark oak coloured spirit based woodstain, see pages 84 & 86
- Iroko supplied planed and sanded, see page 82
- Supplied with frames assembled, with separate boards to bolt on

## Woodland Picnic Unit

This substantial unit uses galvanised steel reinforcing brackets to enhance its strength and rigidity. K9 galvanised ground fixing brackets are available to enable this freestanding item to be concreted in. The top face and edges of each seat and table board are planed, the remaining parts being rough sawn. When specified in iroko, all the surfaces are planed and sanded. A disabled access (DA) version is available with the table boards extended on one end by 200mm to facilitate access by wheelchair users, for a small additional cost.

- Table boards 47 x 120mm approx. finished (4no 45 x 145mm in iroko)
- Seat boards 47 x 120mm approx. finished (45 x 95mm in iroko)
- Frames 75 x 125 mm and 75 x 100mm approx. finished (70 x 125mm & 70 x 100mm in iroko)
- Length 1800mm, weight approx. 150kg.
- European oak or treated softwood finished in a dark oak coloured spirit based woodstain, see pages 84 & 86
- Iroko supplied planed and sanded, see page 82
- Supplied with frames assembled, with separate boards to bolt on



Woodland Picnic Unit in European oak

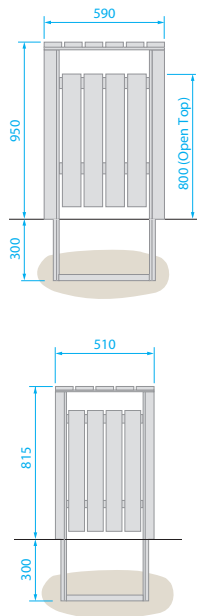




Woodland and Ranger Bins with lids

# Woodland & Ranger Bins

These rustic products have a substantial but unobtrusive galvanised steel frame which extends 300mm into the ground, onto which the slats are fixed. They are resistant to damage caused by fire, though the wooden slats on the lid can be damaged in some circumstances. The 110litre Woodland bin can also be supplied without a lid. The open top version has a facility to secure the liner with a padlock, which we can supply. The lidded versions now have an opening handle, which also acts as a bump stop to protect the slats when the door is let down. The slats are only available in oak.



- Side slats Woodland 25 x 95mm approx finished, Ranger 25 x 80mm approx. finished
- Lid slats 25 x 85mm approx. finished
- Corner posts 57 x 57mm approx. finished
- Supplied with extended legs (for concreting in), as standard, ground anchoring versions available, see pages 58 & 65
- Galvanised 22 swg sheet steel liner with 6mm wired edge, drain holes and pull-out handle
- Approx. capacities Woodland 110 litres, Ranger 55 litres
- Finished in a dark oak coloured spirit based woodstain, see page 84
- Weights approx. Woodland 75kg. Ranger 60kg.
- Supplied fully assembled



## Summary of fixing options available for the Woodland Range

	Pedestal Base	Extended Legs	Ground Anchoring	K9
Woodland Seat		✓		
Hawthorn		✓		
Woodland Bench		✓		
Chestnut		✓		
Woodland Picnic Unit	✓			✓
Woodland Bin		✓	✓	
Ranger		✓	✓	