



Stainless
Steel
Products

Stainless Steel Products

Stainless steel is perhaps the ultimate material from which to manufacture all steel seats and litter bins. It is immensely strong, corrosion resistant and has a stunning appearance.

These products are ideal for prominent public areas or sea front environments, and are made entirely from a very high grade of stainless steel, 316, which is highly resistant to corrosion.

They are supplied with a brushed satin finish to the actual metal of the seat or bin, so because no coatings are used, there are no finishes to scratch off or damage, which makes these items particularly vandal resistant, and virtually maintenance free.



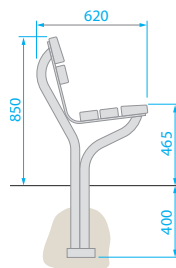
We pay particular attention to the finishing details on the important visible parts of these products, especially the end caps of box sections, as shown above. All components are TIG welded which reduces the size of the welding bead and minimises welding spatter.

When used in a sea front environment some surface discolouration of the stainless steel will be experienced, particularly on areas that are not abraded by clothing (i.e. on litter bins and on the backs and legs of seats).

This discolouration, which at its worst can consist of light brown deposits, can be removed by polishing.

Stirling Seat

Organic curves distinguish this seat, which combines the aesthetic qualities of stainless steel with the thermal, maintenance and ecological benefits of recycled plastic. Available with extended legs to concrete in as standard.



- Two tapered 45/55 x 145mm and three 50 x 95mm polyboards in black as standard
- Also available with five 50 x 95mm polyboards in brown at additional cost
- Frames 50 x 3mm circular hollow and 50 x 12mm flat
- Length 1800mm, weight approx. 75kg
- Supplied with extended legs (for concreting in), as standard. Also available, at additional cost, with pedestal base legs (for bolting down).
- Pedestal base option can be bolted down with K1 rawl bolts, K4 extended rawl bolts, or K12 extended rawl bolts
- Stainless steel pin-in-socket fastenings as standard
- Supplied with separate boards and frames, requiring assembly
- For installation recommendations see page 53

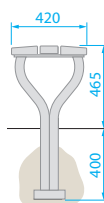
Stirling Seat (extended legs)

Sheffield Bench



Sheffield Bench

Designed to partner the Stirling seat, the tulip shaped frames of this bench look very elegant. Available with extended legs to concrete in as standard.

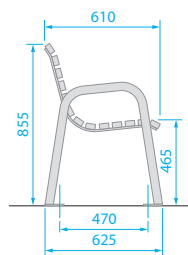


- Two tapered 45/55 x 145mm and one 50 x 95mm polyboard in black only
- Frames 50 x 3mm circular hollow and 50 x 12mm flat
- Length 1800mm, weight approx. 46kg
- Supplied with extended legs (for concreting in), as standard. Also available, at additional cost, with pedestal base legs (for bolting down).
- Pedestal base option can be bolted down with K1 rawl bolts, K4 extended rawl bolts, or K12 extended rawl bolts
- Stainless steel pin-in-socket fastenings as standard
- Supplied with separate boards and frames, requiring assembly
- For installation recommendations see page 53



Arlington Seat

Similar to the Clarendon, but with elegant tubular arms and legs, this seat is otherwise made to the same high specification. Arms are a standard feature of this seat.

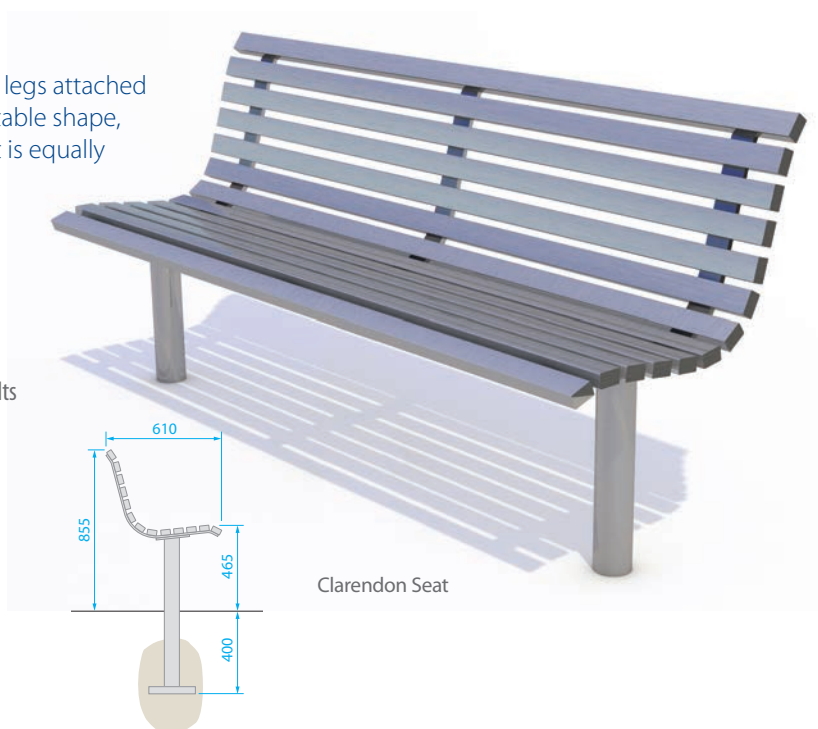


- Brushed satin finish as standard
- Supplied with pedestal base legs (for bolting down), as standard
- K5 (225mm long), or K11 (400mm long) galvanised ground fixing extensions are available to concrete the seat in
- K1 rawl bolts, K4 extended rawl bolts, or K12 extended rawl bolts are available to bolt the unit down
- Slats 30 x 50 x 2mm hollow
- Arms and Legs 44 x 3mm circular hollow
- Length 1800mm, weight approx. 80kg.
- For installation recommendations see page 32

Clarendon Seat

This all steel fully welded design has tubular legs attached by tamper resistant bolts. It is a very comfortable shape, and can be supplied with or without arms. It is equally suited to town centre or park applications.

- Brushed satin finish as standard
- Supplied with extended legs (for concreting in), as standard. Pedestal base version available to bolt down at extra cost.
- Pedestal base option can be bolted down with K1 rawl bolts, K4 extended rawl bolts, or K12 extended rawl bolts
- Slats 30 x 50 x 2mm hollow
- Legs 76 x 3mm circular hollow
- Length 1800mm, weight approx. 80kg.
- Supplied partially assembled, with legs to bolt on
- For installation recommendations see page 32

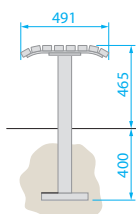


Stainless
Steel
Products



Greenwich Bench

Styled to compliment the Clarendon seat, this bench has clean simple lines and is cost effective.

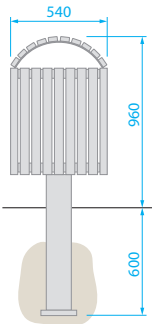


- Brushed satin finish as standard
- Supplied with extended legs (for concreting in), as standard. Pedestal base version available to bolt down at extra cost.
- Pedestal base option can be bolted down with K1 rawl bolts, K4 extended rawl bolts, or K12 extended rawl bolts
- Slats 30 x 50 x 2mm hollow
- Legs 76 x 3mm circular hollow
- Length 1800mm, weight approx. 57kg
- Supplied partially assembled, with legs to bolt on
- For installation recommendations see page 32

Oxford Bin with lid

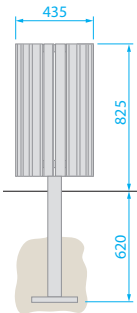
Immensely strong and attractive, this bin is available with either a galvanised single post mounting, as shown, or with all four corner posts extending into the ground.

- Brush satin finish as standard
- Supplied with single extended leg (for concreting in) as standard. Also available with legs on all four corner posts, pedestal base, (for bolting down), or extended (for concreting in). Ground anchoring version also available, see pages 58 & 65
- Pedestal base option can be bolted down with K1 rawl bolts, or K4 extended rawl bolts
- Legs 40 x 40 x 2.5 hollow, single post mounting leg 140 x 5mm circular hollow
- Slats 50 x 30 x 2mm, and 50 x 25 x 2mm
- Approx. capacity 110 litres
- Galvanised 22 swg sheet liner with 6mm wired edge, drain hole and pull out handle
- Weight approx. 75kg
- Supplied assembled, with leg to bolt on
- For installation recommendations see page 65



Cambridge Bin

Available as standard with a galvanised single post mounting



- Supplied with single extended leg (for concreting in) as standard. Ground anchoring version also available (see pages 58 & 65)
- Leg 76 x 3mm circular hollow
- Slats 50 x 30 x 2mm
- Approx. capacity 55 litres
- Galvanised 22 swg sheet liner with 6mm wired edge, drain hole and pull out handle
- Weight approx. 50kg
- Supplied assembled, with leg to bolt on
- For installation recommendations see page 65

Summary of fixing options for stainless steel products

	Pedestal Base	Extended Legs	Single Post Mounting	Ground Anchor	K1	K1T	K4	K4T	K5	K5C	K5T	K11	K11C	K11T	K12
Clarendon	✓	✓		✓	✓	✓	✓	✓							✓
Arlington	✓				✓	✓	✓	✓	✓	✓	✓	✓	✓	✓	✓
Greenwich	✓	✓		✓	✓	✓	✓	✓							✓
Stirling	✓	✓			✓	✓	✓	✓							✓
Sheffield	✓	✓			✓	✓	✓	✓							✓
Oxford	✓	✓	✓	✓	✓	✓	✓	✓							
Cambridge			✓	✓											