

# Junior Range

Designed with four to eleven year olds in mind, the products in this range are scaled down versions of our standard size products. Being smaller, these items are very good value, so will be attractive to primary schools who often have restricted funds for playground furniture. Several options are available in

bright colours, which will appeal to young children. The seats and benches either have, or can be, specified with extended legs for concreting in, which enables the installed height to be varied to suit a particular age group, if required.

## GOLDILOCKS SEAT

A straightforward steel framed seat suitable for general playground applications, which is attractive and durable. These seats can be specified with either 32mm thick hardwood boards, or 44mm thick treated softwood boards for the same price. Softwood boards can be specified coloured brown, green, blue, yellow or red. (see page 85).

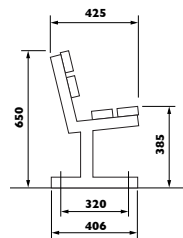


Goldilocks Seat with iroko boards



Goldilocks Seat with softwood boards

- Hardwood boards 32 x 95mm finished iroko as standard, also available in seasoned oak
- Treated softwood boards 44 x 95mm finished
- See pages 77 - 81 for timber specifications and finishes
- Frames 50 x 50 x 3mm hollow
- Length 1500mm, weight approx. 24kg.
- Supplied with extended legs (for concreting in), as standard. Also available with pedestal base legs (for bolting down)

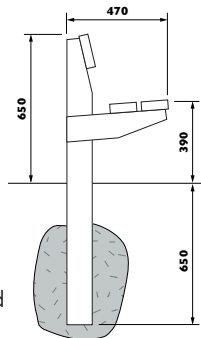


- Pedestal base option can be bolted down with K3 rawl bolts, or K10 extended rawl bolts
- Frames in either Acrylic Coating or Street-Tough finish in black as standard, see page 82. Eleven other colours are available, see page 85
- Supplied as separate boards and frames, requiring assembly
- For installation recommendations see page 44

## CINDERELLA SEAT

This seat has been designed to blend into, or create, a less formal environment such as a nature area and is made from sawn green European oak or treated softwood. These materials are described in detail on pages 79 - 81. The legs of this seat extend 650mm into the ground.

- Back board 47 x 145mm approx. finished
- Seat boards 47 x 120mm approx. finished
- Uprights and bearers 47 x 120mm approx. finished
- Length 1500mm, weight approx. 40kg.



- Finished in a dark oak coloured spirit based wood stain, see pages 79 - 81
- Supplied with frames assembled, with boards to screw on
- For installation recommendations see page 44



Cinderella Seat

## ALADDIN BENCH

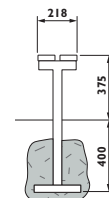


Aladdin Bench with iroko boards

A straightforward steel framed bench suitable for general playground applications, which is attractive and durable, and enables sitters to face either way. It's amazing how many young children can squeeze onto a bench! These seats can be specified with either 32mm thick hardwood boards, or 44mm thick treated softwood boards for the same price. Softwood boards can be

specified coloured brown, green, blue, yellow or red. (see page 85).

- Hardwood boards 32 x 95mm finished iroko as standard, also available in seasoned oak.
- Treated softwood boards 44 x 95mm finished
- See pages 77 - 81 for timber specifications and finishes
- Frames 50 x 50 x 3mm hollow
- Length 1500mm, weight approx. 13kg.
- Supplied with extended legs (for concreting in), as standard. Also available with Pedestal base legs (for bolting down)
- Pedestal base option can be bolted down with K3 rawl bolts, or K10 extended rawl bolts
- Frames in either Acrylic Coating or Street-Tough finish in black as standard, see page 82. Other colours available, see page 85
- Supplied as separate boards and frames, requiring assembly
- For installation recommendations see page 44

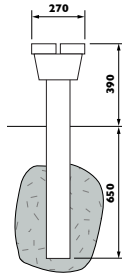


Junior Range

## ROBIN HOOD BENCH

This is a bench version of the Cinderella seat described above, with legs which extend 650mm into the ground. It is made from sawn green European oak, or treated softwood, described in detail on pages 79 - 81.

- Seat boards 47 x 120mm approx. finished
- Uprights and bearers 47 x 120mm approx. finished
- Length 1500mm, weight approx. 28kg.



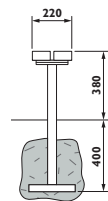
- Finished in a dark oak coloured spirit based woodstain, see pages 79 - 81
- Supplied with frames assembled, with boards to screw on
- For installation recommendations see left



## TOM THUMB BENCH

On a winter's day this all steel bench may be cold to sit on, but it is virtually indestructible. It is offered in two alternative finishes: Acrylic Coating or Street-Tough, which are described in detail on page 82. Red, blue, yellow, green and other colours can all be specified at no extra cost, which make this item bright and attractive.

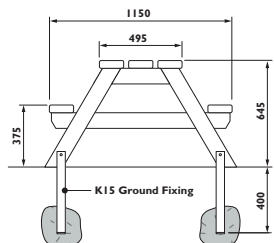
- Street-Tough finish in green B.S. 14C40 as standard. Acrylic Coating available. Eleven other standard colour options at no extra cost (see page 85). Also available in any other B.S. or RAL colour for a surcharge
- Supplied with extended legs (for concreting in), as standard. Also available with pedestal base legs (for bolting down)
- Pedestal base option can be bolted down with K3 rawl bolts,



- or K10 extended rawl bolts
- Slats 50 x 100 x 2mm hollow
- Frames 50 x 50 x 3mm hollow
- Length 1800mm, weight approx 26kg.
- Supplied partially assembled, with legs to bolt on
- For installation recommendations see page 44

## PIED PIPER PICNIC UNIT

Constructed from sawn green European oak, this unit will give a rustic feel to any playground or play area where it is installed. Galvanised reinforcing brackets



keep the unit stable. K15 Galvanised ground fixing brackets are available to

enable the unit to be concreted in. European oak is a hard, heavy and durable material, described in detail on page 79

- Table and seat boards 47 x 145mm approx. finished
- Frames 47 x 100mm approx. finished
- Length 1500mm, weight approx. 63kg.
- Finished in a dark oak coloured spirit based woodstain, see page 79
- Supplied with frames assembled, with separate boards to bolt on



- For installation recommendations see adjacent illustration

## PETER PAN PICNIC UNIT

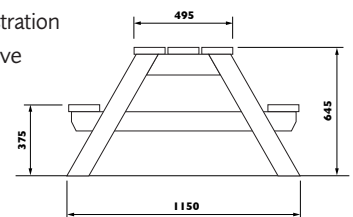
Constructed from planed treated softwood, this unit is particularly cost effective. Despite its low price, it is strongly constructed and attractive. The boards are secured by galvanised drive screws. K15 Galvanised ground fixing brackets are available to enable the unit to be concreted in.



- Frames 44 x 95mm finished
- Boards 44 x 145mm finished
- See page 81 for timber specification.

- Finished in a light oak coloured spirit based woodstain as standard, or can be specified coloured green, blue, yellow

- or red at additional cost, see page 85
- Length 1500mm, weight approx 39kg.
- Supplied with frames assembled, with separate boards to bolt on
- For installation recommendations see illustration above



### Summary of fixing options available for Junior Range

	Pedestal Base	Extended Legs	K3	K3T	K10	K10T	K15	Pedestal Base	Extended Legs	K3	K3T	K10	K10T	K15
Goldilocks	•	•	•	•	•	•	•	Tom Thumb	•	•	•	•	•	•
Cinderella		•						Pied Piper	•					•
Aladdin	•	•	•	•	•	•	•	Peter Pan	•					•
Robin Hood		•												